

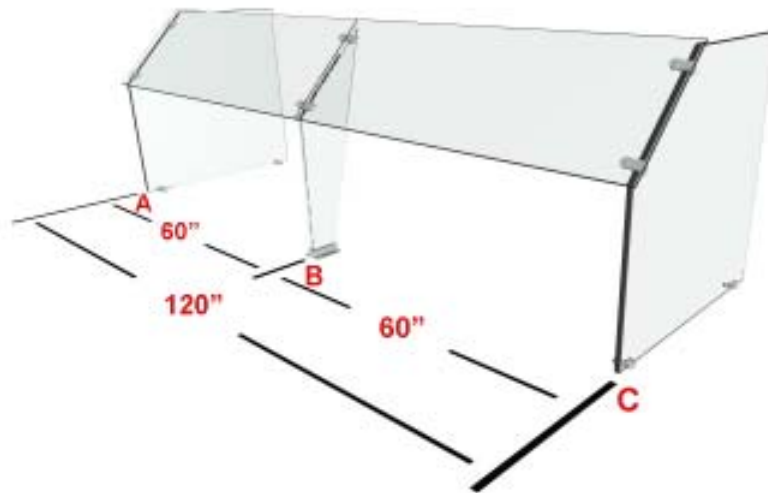


Model: C124 & C124A

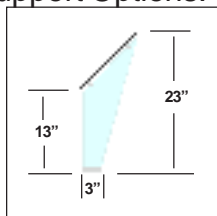
Class: Sneeze Guard - Self Service

Model C124 (straight) and the C124A (curved) are part of the Crystalline Series featuring the all glass look. The C124 is used on straight counters where the C124A is used for curved counter installations. These sneeze guards are characterized by the clean 45° slope of the front shield. These sneeze guards allow a maximum bay size of 60". The C124 & C124A have five styles of support which meet most any self-serve needs. Multiple bays units have a continuous smooth front shield. When "Deep" or "Extended" sports are used on the end of the

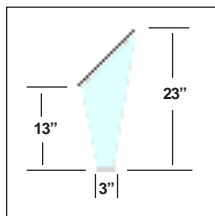
-
- Large bay length (up to 60" between supports)
- Can Connect to Full-Service C144 sneeze guard
- Five standard Support Styles
- 1/4" & 3/8" Shield Glass



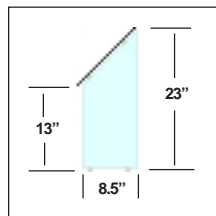
Support Options:



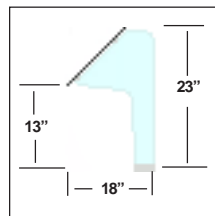
Front



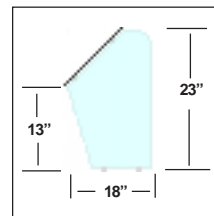
Open



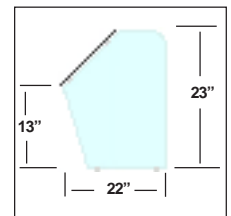
Closed
8.5" Depth



Sculptured
18" Depth



Deep
18" Depth



Extended
22" Depth

Options & Accessories:

Glass Options (shield)

- Frosted
- Frosted Logo
- Crystal Clear Glass (shield glass)
- Radius Corners (shield glass)
- 3/8" Shield Glass

Mounting Options

- Slim Legs
- Tab Feet

Metal Finish

- Chrome
- Powder Coat Color
RAL # _____
- Other _____

Accessories

- Heat Strips
- LED Lights



The "Deep" or "Extended" supports are required as end support on NSF certified sneeze guards. The "Front", "Open", "Closed" and "Sculptured" post can be used internal support in multi-bay configurations.

