



# Glass Divider

The Sneeze Guard Company

Project Name: \_\_\_\_\_

Location: \_\_\_\_\_

Item #: \_\_\_\_\_ Qty: \_\_\_\_\_

Date: \_\_\_\_\_

Model: **C130**

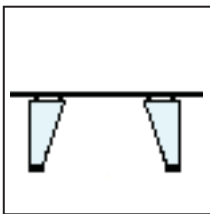
**Class:** Sneeze Guard - Self Service - (horizontal shield)

Model C130 is part of the Crystalline Series featuring the all glass look. The C130 Self Service Sneeze Guard is characterized by the horizontal shield. Designers like the clean low profile of this sneeze guard. The shield is supported 13" above the counter and meets NSF requirements. The maximum bay size for these sneeze guards is 60" and is available in 1/4", 3/8", or 1/2" safety tempered glass. The C130 has six styles of support which meet most any self-serve needs. Multiple bay units provide a continuous smooth top shield. Custom sizes and shapes available. Always review your sneeze guard plans with your health department.

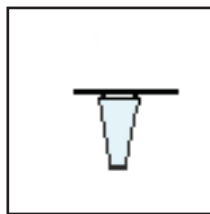
- Clear 1/2" Safety Tempered Glass Supports
- Large Bay Size (Up to 60" between supports)
- Six Standard Support Styles
- Easy Assembly
- Chrome Finish Hardware



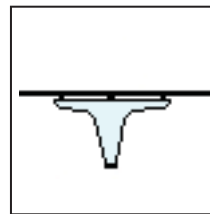
### Support Options:



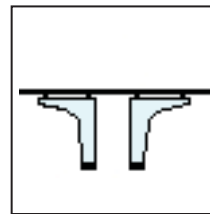
Front-Edge



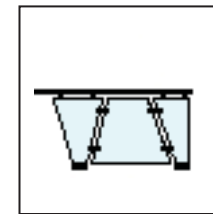
Open



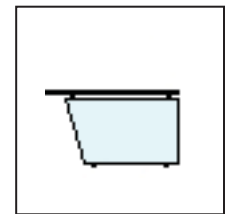
Sculpture



Split Sculpture



Variable-Closed



Closed  
18" Depth min.

## Options & Accessories

### Glass Options

- 1/4", 3/8", or 1/2" Glass
- Crystal Clear Glass
- Custom Shape
- Frosted Logo
- Frosted Glass

### Mounting Options

- Tab Feet
- U-Channel
- Flanged Boot

### Accessories

- LED Lights
- LED Edge Lights
- Logo Lights
- Food Warmer Mount
- Food Warmer Power Drop



NSF certified units must be installed to meet 5.36.2.2 which requires a horizontal distance 9.75" from the front of the shield to the leading edge of the displayed food unless access is impeded by a Closed or Variable-Closed end which meets rule 5.36.1.6.1. A closed ends must be a minimum of 18" deep measuring from the front edge of the shield to the back.

