



Glass Divider

The Sneeze Guard Company

Project Name: _____

Location: _____

Item #: _____ Qty: _____

Date: _____

Model: **C140**

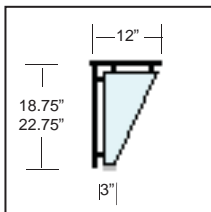
Class: Food Shield / Sneeze Guard - Full Service - (vertical shield with top shelf)

Model C140 is part of the Crystalline Series featuring the elegant all glass look. The C140 Full Service (pass-over) Food Shield (sneeze guard) is characterized by their vertical front shield and top shelf. They can accommodate straight or curved counters and are available in 1/4", 3/8", or 1/2" safety tempered glass. These sneeze guards have a maximum bay size of 84", eliminating the need for middle support posts to span most steam or prep tables. Multiple bay units have a continuous smooth front shield and top shelf. Removable mid shelves are optional and custom sizes available. Always review your sneeze guard plans with your health department.

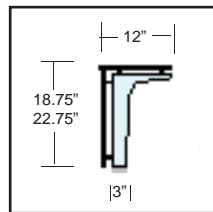
- Clear 1/2" Safety Tempered Glass Supports
- Two Standard Heights (18-3/4" and 22-3/4")
- Three Standard Top Shelf Depths (12", 18", and 22")
- Large Bay Size (Up to 84" between supports)
- Optional Removable Internal Shelves
- Five Standard Support Styles
- Chrome Finish Hardware



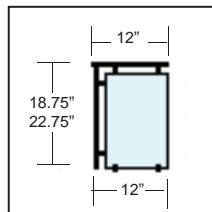
Support Options:



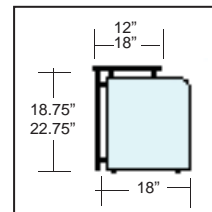
Open



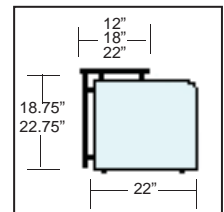
Sculpture



Closed
12" Depth



Deep
18" Depth



Extended
22" Depth

Options & Accessories

Glass Options

- 1/4", 3/8", or 1/2" Glass
- Crystal Clear Glass
- Removable Mid-Shelf (11", 17", 21")
- Radius Corners
- Frosted Logo
- Frosted Glass

Mounting Options

- Tab Feet
- U-Channel
- Flanged Boot

Accessories

- LED Edge Lights
- LED Lights
- Logo Lights
- Food Warmer Power Drop
- Food Warmer Mount



The "Deep" or "Extended" supports are required as end supports on NSF certified sneeze guards. The "Open", "Closed", and "Sculpture" supports can be used for internal supports in multi-bay configurations

	Series	Elevation	Plan	Side
	C140	GDC140_E	GDC140_P	GDC140_S



Glass Divider

SS