



Glass Divider

The Sneeze Guard Company

Project Name: _____

Location: _____

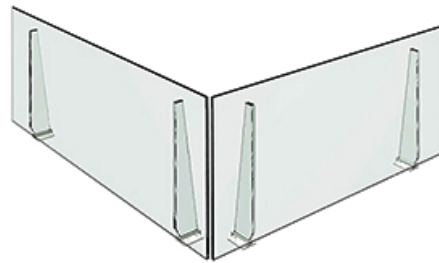

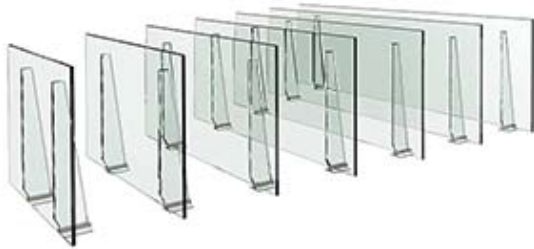
Item #: _____ Qty: _____

Date: _____

Model: **C400**

Class: Partition - Sneeze Guard - (vertical shield)

Model C400 is part of the Crystalline Series featuring the elegant all glass look. The C400 represents a family of free-standing partition sneeze guards assembled using CRG construction. These partitions have a vertical front shield and two 1/2" crystal clear glass support posts. The only hardware on these units are the flanged boots for counter attachment. The C400 is a quick and easy way to meet your sneeze guard requirements. There are four standard heights, eight standard widths, and is available in 1/4", 3/8", and 1/2" safety tempered glass. The NSF height requirement for a sneeze guard partition is 60" or more above the finished floor. Custom sizes available. Always review your sneeze guard plans with your health department.



- Clear 1/2" Support Posts
- Eight Standard Widths (18", 24", 30", 36", 42", 48", 54", 60")
- Four Standard Heights* (18", 22", 24", 26")
- All Glass Construction (Except attachment boot)
- Easy to Clean

Model Numbers

Widths	Shield Heights			
	18" *	22" *	24" *	26" *
18"	C400-1818	C400-1822	C400-1824	C400-1826
24"	C400-2418	C400-2422	C400-2424	C400-2426
30"	C400-3018	C400-3022	C400-3024	C400-3026
36"	C400-3618	C400-3622	C400-3624	C400-3626
42"	C400-4218	C400-4222	C400-4224	C400-4226
48"	C400-4818	C400-4822	C400-4824	C400-4826
54"	C400-5418	C400-5422	C400-5424	C400-5426
60"	C400-6018	C400-6022	C400-6024	C400-6026

* The overall shield height will vary based on the size of the air gap.

Options & Accessories

Glass Options

- 1/4", 3/8", or 1/2" Clear
- Crystal Clear Glass
- Gray or Bronze Glass
- Obscure Pattern Glass
- Radius Corners
- Frosted Logo
- Frosted Glass

Mounting

- Flanged Boot (2" x 3")

Metal Finish

- Chrome

Accessories

- LED Lights
- LED Edge Lights
- Logo Lights



The NSF requirements for vertical partition glass as a sneeze guard is that the top edge of the glass needs to be 60" or more above the surface the customer stands on.

